

N-Functionalization of Azoles through Coupling Reactions with Alkoxydienyl and Alkoxystryryl Boronic Esters

Annamaria Deagostino,^[a] Cristina Prandi,^{*[a]} Chiara Zavattaro,^[a] and Paolo Venturello^[a]

Keywords: Azoles / Vinyl boronates / Cross-coupling / C–N bond formation / Copper catalysis

Alkoxydienyl boronates **1a** and **1b** and alkoxystryryl boronate **2** have been used in various copper mediated cross-coupling reactions with azoles. A variety of *N*-alkoxydienyl- and *N*-stryrylazoles have been synthesized under mild conditions.

The process utilizes Cu(OAc)₂ in the presence of CsF in CH₂Cl₂ at room temperature.
(© Wiley-VCH Verlag GmbH & Co. KGaA, 69451 Weinheim, Germany, 2007)

Introduction

N-Functionalized aromatic azacycles are important compounds in naturally occurring products, as well as in many biologically active pharmaceuticals.^[1] Transition metal-catalyzed cross-coupling reactions are well established for C–N bond formation, but examples involving heterocycles remain rare in these experiments.^[2] Traditionally, Ullmann-type coupling between aryl halides and *N*-containing heterocycles represents a straightforward and inexpensive method by which to arylate azacycles, but the scope of the reaction is limited by the high temperatures required, by the use of 2 equiv or more of aryl halide necessary to provide satisfactory yields, and by the poor tolerance for several important functional groups.^[3] Although Pd-catalyzed arylation of azoles is well documented, the scope of this reaction is restricted by *C*-arylation side reactions and by the high cost of the catalyst.^[4] Cu-mediated *N*-arylation of imidazoles was proposed by Buchwald,^[5] who reported that the coupling reaction proceeds fairly smoothly in the presence of Cu(OTf)₂·benzene complex as a Cu source and 1,10-phenanthroline as a ligand. Moreover, simple diamine ligands for CuI have also been used for the arylation of indoles,^[6] pyrroles, pyrazoles, indazoles, imidazoles, and triazoles.^[7] Recent developments reported by Chan and Lam^[8] have demonstrated that arylboronic acids can be effective as arylating agents when stoichiometric quantities of Cu(OAc)₂ are used; these experimental conditions have been applied to the arylation of azoles,^[9] pyrrole and methyl indole-2-carboxylate derivatives,^[10] sterically hindered imidazoles,^[11] and electron-deficient pyrroles.^[12] More recently, heteroarenes have been arylated with catalytic Cu(OAc)₂ in the presence of stoichiometric amounts of mild oxidizing agents,^[13] while Collman^[14] has reported the arylation of

imidazoles in the presence of catalytic [Cu(OH)·TMEDA]₂Cl₂.

In contrast, there are fewer examples of C–N bond formation as a method for *N*-vinylation through the use of boronic acids or esters. Lam^[15] reported the vinylation of benzimidazole and indazole with either stoichiometric or catalytic Cu(OAc)₂ in the presence of oxidants, while *N*-vinylation of aziridines with alkenylboronic acid was achieved by Yudin.^[16] In addition, *N*-vinylation has also been achieved by coupling between vinyl bromides and lithiated azoles^[17] or, more recently, azoles in the presence of catalytic Cu.^[18] Pd-catalyzed reactions with vinyl triflates have been also reported.^[19] In the past few years we have been developing a general method for the synthesis of alkoxydienyl and alkoxystryryl boronates,^[20] which have proven to be useful substrates in Suzuki–Miyaura cross-coupling reactions. Here we report the extension of the synthetic applications of this class of vinyl boronates to the formation of C–N bonds.

Results and Discussion

Boronates **1a**, **1b**, and **2** (Figure 1) were synthesized starting from 1,1-diethoxybut-2-ene, 1,1-diethoxy-3-methylbut-2-ene, and 1-(2,2-dimethoxyethyl)benzene, respectively,^[20] in the presence of 2.5 equiv. of LIC/KOR base (LIC = BuLi and KOR = *t*BuOK).^[21] The boronates were isolated as 2,2-dimethylpropane-1,3-diol derivatives and, in the cases of **1a** and **2**, as pure (*E*) isomers. Imidazole was found to provide

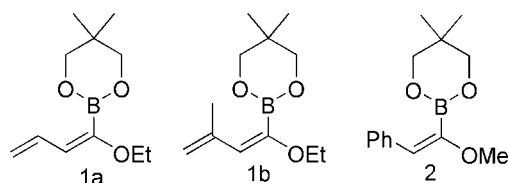


Figure 1. Boronic esters used in the C–N cross-coupling.

[a] Dipartimento di Chimica Generale ed Organica Applicata dell'Università, Via P. Giuria 7, 10125 Torino, Italy
E-mail: cristina.prandi@unito.it

good reactivity in the coupling reaction, and was consequently chosen as a substrate for a series of screening experiments.

The experimental conditions developed by Chan and Lam^[22] necessitate an excess of boronic acid. Because of the commercial unavailability of the boronic esters **1a**, **1b**, and **2** we were interested in developing coupling conditions that could permit the use of no more than 1.0 equiv. of the boronate. For this purpose, the initially chosen reaction conditions were the same as those described by Chan and Lam, except for the concentration of the boronate:^[8a] imidazole (1.0 equiv.), Cu(OAc)₂ (1.5 equiv.), and Et₃N (1.0 equiv.) were stirred in CH₂Cl₂ at room temperature for 10 min. A solution of **1a** (1.0 equiv.) in CH₂Cl₂ was added and the mixture was stirred at room temperature to provide (*E*)-1-(1-ethoxybuta-1,3-dienyl)-1*H*-imidazole in 38% yield (Table 1, Entry 1), but incomplete conversion was observed. A search for other possible catalysts and conditions for this vinylation chemistry was therefore undertaken, and initially we observed that the use of 0.3 equiv. Cu(OAc)₂ instead of 1.0 equiv. or more (Entry 2) in an open air vessel slightly improved the yield. Such an enhancement of the yield obtained with a smaller amount of Cu source is probably due to the fact that the acetate anion, in addition to being a ligand, can also act as a nucleophile, a hypothesis supported by the isolation of 1-ethoxybuta-1,3-dienyl acetate as a by-product when an excess of Cu(OAc)₂ was used (Entry 1). We also tried to operate with catalytic quantities of Cu(OAc)₂ (Entries 3 and 4) in the presence of equimolar amounts of mild oxidizing agents. Unfortunately, competitive oxidation of the boronic esters also occurred,^[13] and no appreciable amount of the expected coupling product was obtained. It was also found (Entry 5) that switching to a less polar solvent, such as toluene, resulted in a poorer yield. In addition, we examined the coupling between imidazole and **1a** both with CuI in the presence of 1,10-phenanthroline as a ligand^[23] (Entry 6) and with Cu(OAc)₂·H₂O 10% (Entry 7).^[24] In both cases very poor levels of conversion were achieved.

The role of the base was also investigated. In all probability the basic medium plays a double function, both deprotonating the heterocycle-Cu^{II} complex and acting as a ligand for the Cu intermediate. While in the cases of Cs₂CO₃ and *t*BuOK the role as base prevails, Et₃N, pyridine, and DMAP could reasonably be effective ligands. The results obtained are reported in Table 1 (Entries 8–12): higher yields were obtained with Cs₂CO₃ and *t*BuOK. A remarkable amount of the homocoupling product derived from **1a** was observed when pyridine was used as a base (Entry 10). Moreover, we speculated that the presence of fluoride anions might increase the rate of the transmetalation step, and to our delight the combination of *t*BuOK (1.0 equiv.) and CsF (1.0 equiv.) afforded an 88% yield (Entry 12). Consequently, in a typical procedure, Cu(OAc)₂ (0.3 equiv.), freshly sublimated *t*BuOK (1.0 equiv.), CsF (1.0 equiv.), and imidazole (1.0 equiv.) in CH₂Cl₂ were stirred in a vessel open to air. Dienylboronate (1.0 equiv.) in CH₂Cl₂ was then added dropwise and the reaction progress was monitored by TLC. After 1 h at room temperature the boronate had been consumed, and the crude reaction product was elaborated by addition of a solution of ammonia (10%) in saturated aqueous NH₄Cl to free the heterocycles from Cu salts. We also investigated the effects of molecular sieves, and found that they do not improve the reaction yield (Entry 13).^[14a]

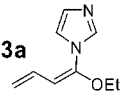
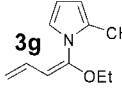
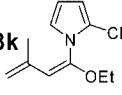
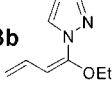
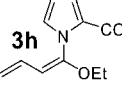
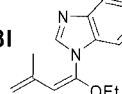
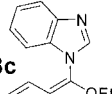
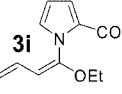
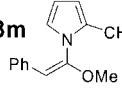
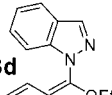
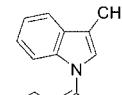
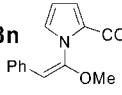
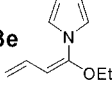
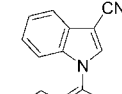
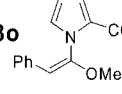
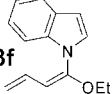
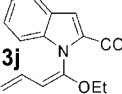
In view of the results obtained for 1*H*-imidazole, the *N*-vinylation reactions of pyrazole, indazole, benzimidazole, and pyrrole derivatives were also examined (Table 2). In general, more nucleophilic heterocycles undergo coupling with fairly good yields (Table 2, Entries 1–4). Moreover,

Table 1. Optimization for *N*-vinylation of imidazole.^[a]

Entry	Solvent	Base	Catalyst	<i>T</i>	Yield [%] ^[b]
1	DCM	Et ₃ N	Cu(OAc) ₂ 1.0 equiv.	room temp.	38
2	DCM	Et ₃ N	Cu(OAc) ₂ 0.3 equiv.	room temp.	52
3	DCM	Et ₃ N	Cu(OAc) ₂ 0.05 equiv., TEMPO	room temp.	–
4	DCM	Et ₃ N	Cu(OAc) ₂ 0.05 equiv., NMO	room temp.	–
5	PhMe	Et ₃ N	Cu(OAc) ₂ 0.3 equiv.	room temp.	25
6	DCM	Cs ₂ CO ₃	CuI/1,10-phenanthroline	room temp.	15
7	DCM	Cs ₂ CO ₃	Cu(OAc) ₂ ·H ₂ O	room temp.	11
8	DCM	Cs ₂ CO ₃	Cu(OAc) ₂ 0.3 equiv.	room temp.	58
9	DCM	DMAP	Cu(OAc) ₂ 0.3 equiv.	room temp.	30
10	DCM	pyridine	Cu(OAc) ₂ 0.3 equiv.	room temp.	40
11	DCM	<i>t</i> BuOK	Cu(OAc) ₂ 0.3 equiv.	room temp.	62
12	DCM	<i>t</i> BuOK/CsF	Cu(OAc) ₂ 0.3 equiv.	room temp.	88
13	DCM	<i>t</i> BuOK/CsF (mol. sieves, 4 Å)	Cu(OAc) ₂ 0.3 equiv.	room temp.	75

[a] Reaction conditions: **1a** (1.0 mmol), solvent (5 mL). [b] Average of two runs, refers to products isolated by flash chromatography on SiO₂, estimated to be >97% pure by ¹H and ¹³C NMR analyses.

Table 2. Functionalized azoles obtained by cross-coupling of alkoxyboronates **1a**, **1b**, and **2** with diverse N-H-containing heteroarenes.^[a]

Entry	Product	Yield (%) ^[b]	Entry	Product	Yield (%) ^[b]	Entry	Product	Yield (%) ^[b]
1		88	7		85	13		89
2		78	8 ^[f]		58	14		71
3		65	9		76	15		65
4 ^[c]		58	10		traces	16 ^[f]		60
5 ^[d]		21	11		n.d.	17		83
6 ^[e]		< 5%	12		43			

[a] Reaction conditions: boronate (1.0 equiv.), heteroarene (1.0 equiv.), base (1.0 equiv.), CsF (1.0 equiv.), Cu(OAc)₂ (0.3 equiv.), CH₂Cl₂ (5.0 mL). Spectral data are in accordance with the assigned structures. [b] Products purified by flash chromatography. [c] Two isomers were detected in a 3:1 ratio (¹H NMR integration). [d] Different conditions were tested to improve the yield: Py and Et₃N do not promote the reaction. Compound **3e** proved to be very unstable; it has been identified only by ¹H NMR and GC-MS. [e] Product detected by GC-MS and ¹H NMR analyses, after flash chromatography purification. [f] Reaction conducted without base.

only small amounts of the desired products were isolated from the complex reaction mixture in the cases of pyrrole and indole (Entries 5–6); similar results have been reported previously.^[9] From the enhanced reactivity of electron-deficient azoles, we assumed that electron-deficient pyrrole and indole derivatives might exhibit higher reactivities, and to evaluate this hypothesis a variety of electron-deficient substrates were examined. Pyrrole-2-carbaldehyde, 1-(pyrrol-2-yl)ethanone, and methyl pyrrole-2-carboxylate underwent coupling reactions under the aforementioned experimental conditions, affording the corresponding coupled products in good yields (Entries 7–9). Furthermore, in the case of 1-pyrrol-2-ylethanone the initially obtained yields were unsatisfactory, probably as a consequence of the fact that a strongly basic medium (*t*BuOK 1.0 equiv.) is not compatible with the enolizable acetyl group.

The reaction was then conducted in the absence of any base. Even under these conditions, however, alkoxydienyl dimer (15%) was also recovered along with the desired

product. As far as indole derivatives are concerned, the presence of an electron-withdrawing substituent in position 2 gave rise to an acceptable yield of *N*-functionalized derivative (Entry 12): in contrast, very little conversion was observed in the cases of unsubstituted indole (Entry 6) or indoles substituted in position 3 (Entries 10 and 11). The experimental conditions that we had established were then applied to boronates **1b** and **2** (Table 2, Entries 13 and 14, and 15–17, respectively). In all cases the reaction yields obtained were satisfactory and confirm the general applicability of the proposed method. In the case of boronate **1b**, the elimination process lacks complete (*E*) stereoselectivity, the (*Z*) minor isomer also being obtained (10%), as a consequence of which the coupling products **3k** and **3l** were recovered as mixtures of (*E*) and (*Z*) isomers in 9:1 ratios, as deduced from their ¹H NMR spectra. Moreover, methyl 1-(1-methoxy-2-phenylvinyl)-1*H*-pyrrole-2-carboxylate (**3o**) was isolated by flash chromatography, and its stereochemistry was confirmed by ROESY experiments. It is noteworthy

that the optimized experimental conditions are well matched with useful functional groups that could be subjected to further synthetic elaboration.

Conclusions

In summary, we have explored the reactivity of alkoxydi-enyl- and alkoxydi-arylboronic esters in C–N cross-coupling reactions with various azoles. The good yields and the mild conditions of this methodology make it a promising method for N-functionalization of heterocycles. We are currently exploring the experimental conditions to perform the unmasking reaction of the vinyl ether functionality in order to expand the scope of this synthetic sequence.

Experimental Section

Chromatographic separations were carried out on silica gel by flash column techniques; R_f values refer to TLC carried out on 0.25 mm silica gel plates (Merck F254), with the same eluent as indicated for the column chromatography. ^1H NMR spectra and NOESY 2D experiments were recorded at 200 MHz, ^{13}C NMR spectra at 50.33 MHz. MS spectra were recorded at an ionizing voltage of 70 eV. THF was distilled from Na/benzophenone. Compounds **1a**, **1b**, and **2**^[19] were prepared as reported.

Cross-Coupling Reactions. General Procedure: $\text{Cu}(\text{OAc})_2$ (0.3 mmol, 0.3 equiv., 54 mg), freshly sublimed $t\text{BuOK}$ (1.0 equiv., 112 mg), CsF (1.0 equiv., 152 mg), and the corresponding azole (1.0 equiv.) in DCM (5 mL) were stirred in a vessel open to air. The boronate (1.0 equiv.), dissolved in CH_2Cl_2 (2 mL), was then added dropwise and the reaction progress was monitored by TLC. After 1 h at room temperature the boronate had usually been completely consumed. The crude reaction product was elaborated by addition of a solution of ammonia in saturated NH_4Cl (10%) to free the heterocycles from copper salts. The mixture was then extracted with DCM (3×20 mL) and dried with anhydrous K_2CO_3 . Evaporation of the solvent afforded a green-yellow oil, which was purified by flash chromatography (EtOAc/petroleum ether, 1:4, 1% Et_3N).

(E)-1-(1-Ethoxybuta-1,3-dienyl)-1H-imidazole (3a): This compound (144 mg, 88%) was obtained as a colorless oil: ^1H NMR (200 MHz, CDCl_3 , TMS): $\delta = 7.65$ (s, 1 H), 7.10 (s, 2 H), 6.15 (dt, $J = 16.1$, 10.2 Hz, 1 H), 5.34 (d, $J = 10.2$ Hz, 1 H), 5.15 (dd, $J = 16.1$, 1.5 Hz, 1 H), 4.95 (dd, $J = 10.2$, 1.5 Hz, 1 H), 3.85 (q, $J = 6.5$ Hz, 2 H), 1.36 (t, $J = 6.5$ Hz, 3 H) ppm. ^{13}C NMR (50.33 MHz, CDCl_3 , TMS): $\delta = 146.06$, 137.29, 129.98, 128.98, 119.14, 115.09, 97.88, 64.79, 14.28 ppm. MS (E/I): m/z (%) = 164 (29) $[\text{M}]^+$, 135 (100), 107 (45), 68 (75). $\text{C}_9\text{H}_{12}\text{N}_2\text{O}$: C 65.83, H 7.37, N 17.06; found C 65.79, H 7.73, N 16.85.

(E)-1-(1-Ethoxybuta-1,3-dienyl)-1H-pyrazole (3b): This compound (128 mg, 78%) was obtained as a colorless oil: ^1H NMR (200 MHz, CDCl_3 , TMS): $\delta = 7.75$ (d, $J = 5.2$ Hz, 2 H), 6.55 (dt, $J = 16.2$, 10.1 Hz, 1 H), 6.32 (t, $J = 5.2$ Hz, 1 H), 5.44 (d, $J = 10.1$ Hz, 1 H), 5.15 (dd, $J = 16.2$, 1.5 Hz, 1 H), 4.95 (dd, $J = 10.1$, 1.5 Hz, 1 H), 3.95 (q, $J = 6.8$ Hz, 2 H), 1.46 (t, $J = 6.8$ Hz, 3 H) ppm. ^{13}C NMR (50.33 MHz, CDCl_3 , TMS): $\delta = 146.55$, 140.91, 130.96, 130.24, 114.54, 106.12, 97.18, 64.81, 14.30 (q) ppm. MS (E/I): m/z (%) = 164 (12) $[\text{M}]^+$, 135 (100), 107 (35), 68 (67). $\text{C}_9\text{H}_{12}\text{N}_2\text{O}$: C 65.83, H 7.37, N 17.06; found C 65.89, H 7.41, N 16.98.

(E)-1-(1-Ethoxybuta-1,3-dienyl)-1H-benzimidazole (3c): This compound (139 mg, 65%) was obtained as a pale yellow oil: ^1H NMR (200 MHz, CDCl_3 , TMS): $\delta = 8.01$ (s, 1 H), 7.75 (d, $J = 7.8$ Hz, 2 H), 7.40 (d, $J = 7.8$ Hz, 2 H), 6.00 (dt, $J = 16.3$, 10.1 Hz, 1 H), 5.65 (d, $J = 10.1$ Hz, 1 H), 5.15 (dd, $J = 16.3$, 1.5 Hz, 1 H), 4.85 (dd, $J = 10.1$, 1.5 Hz, 1 H), 4.05 (q, $J = 6.5$ Hz, 2 H), 1.45 (t, $J = 6.5$ Hz, 3 H) ppm. ^{13}C NMR (50.33 MHz, CDCl_3 , TMS): $\delta = 147.35$, 139.88, 135.96, 130.95, 127.12, 123.88, 121.55, 120.78, 114.36, 110.88, 100.39, 64.66, 14.23 ppm. MS (E/I): m/z (%) = 214 (5) $[\text{M}]^+$, 185 (100), 169 (25), 118 (94), 68 (12). $\text{C}_{13}\text{H}_{14}\text{N}_2\text{O}$: C 72.87, H 6.59, N 13.07; found C 72.51, H 6.55, N 13.15.

(E)-1-(1-Ethoxybuta-1,3-dienyl)-1H-indazole (3d): A mixture of two diastereoisomers (124 mg, 58%) was obtained as a pale yellow oil: ^1H NMR (200 MHz, CDCl_3 , TMS) major isomer: $\delta = 8.01$ (s, 1 H), 7.80–7.75 (m, 2 H), 7.35–7.29 (m, 2 H), 5.95 (dt, $J = 16.4$, 10.0 Hz, 1 H), 5.64 (d, $J = 10.0$ Hz, 1 H), 5.20 (dd, $J = 16.4$, 1.5 Hz, 1 H), 4.95 (dd, $J = 10.0$, 1.5 Hz, 1 H), 3.95 (q, $J = 6.5$ Hz, 2 H), 1.46 (t, $J = 6.5$ Hz, 3 H) ppm. ^{13}C NMR (50.33 MHz, CDCl_3 , TMS): $\delta = 148.22$, 140.75, 136.83, 131.82, 127.99, 124.75, 122.43, 121.65, 115.23, 111.75, 101.26, 65.54, 15.11 ppm. MS (E/I): m/z (%) = 214 (86) $[\text{M}]^+$, 185 (100), 157 (77), 119 (44), 69 (42). $\text{C}_{13}\text{H}_{14}\text{N}_2\text{O}$: C 72.87, H 6.59, N 13.07; found C 72.62, H 6.62, N 13.12.

(E)-1-(1-Ethoxybuta-1,3-dienyl)-1H-pyrrole (3e): This compound (34 mg, 21%) was obtained as a pale yellow oil: ^1H NMR (200 MHz, CDCl_3 , TMS) major isomer: $\delta = 6.85$ –6.79 (m, 2 H), 6.25–6.19 (m, 2 H superimposed to 6.25; dt, $J = 16.1$, 10.1 Hz, 1 H), 5.25 (d, $J = 10.1$ Hz, 1 H), 5.10 (dd, $J = 16.1$, 1.5 Hz, 1 H), 4.85 (dd, $J = 10.1$, 1.5 Hz, 1 H), 3.95 (q, $J = 6.8$ Hz, 2 H), 1.40 (t, $J = 6.8$ Hz, 3 H) ppm. MS (E/I): m/z (%) = 163 (26) $[\text{M}]^+$, 134 (100), 106 (44), 68 (66).

(E)-1-(1-Ethoxybuta-1,3-dienyl)-1H-indole (3f): This compound (5 mg, 2.3%) was obtained as a pale yellow oil: ^1H NMR (200 MHz, CDCl_3 , TMS): $\delta = 7.72$ –7.29 (m, 2 H), 7.44–7.31 (m, 4 H), 5.95 (dt, $J = 16.0$, 10.0 Hz, 1 H), 5.60 (d, $J = 10.0$ Hz, 1 H), 5.20 (dd, $J = 16.0$, 1.5 Hz, 1 H), 4.95 (dd, $J = 10.0$, 1.5 Hz, 1 H), 4.05 (q, $J = 6.8$ Hz, 2 H), 1.35 (t, $J = 6.8$ Hz, 3 H) ppm. MS (E/I): m/z (%) = 213 (10) $[\text{M}]^+$, 116 (72), 97 (14), 69 (44).

(E)-1-(1-Ethoxybuta-1,3-dienyl)-1H-pyrrole-2-carbaldehyde (3g): This compound (162 mg, 85%) was obtained as a yellow oil: ^1H NMR (200 MHz, CDCl_3 , TMS): $\delta = 9.59$ (s, 1 H), 7.07 (dd, $J = 3.9$, 1.6 Hz, 1 H), 7.00 (brs, 1 H), 6.35 (dd, $J = 3.9$, 1.6 Hz, 1 H), 5.83 (dt, $J = 16.8$, 10.4 Hz, 1 H), 5.5 (d, $J = 10.42$ Hz, 1 H), 5.1 (dd, $J = 16.8$, 1.7 Hz, 1 H), 4.86 (dd, $J = 10.4$, 1.7 Hz, 1 H), 4.02 (q, $J = 7.06$ Hz, 2 H), 1.35 (t, $J = 7.09$ Hz, 3 H) ppm. ^{13}C NMR (50.33 MHz, CDCl_3 , TMS): $\delta = 178.36$, 147.81, 132.46, 130.47, 130.12, 121.57, 114.54, 110.38, 110.60, 64.97, 14.16 ppm. MS (E/I): m/z (%) = 191 (15) $[\text{M}]^+$, 162 (88), 134 (54), 94 (45), 68 (100). $\text{C}_{11}\text{H}_{13}\text{NO}_2$: C 69.09, H 6.85, N 7.32; found C 69.43, H 6.35, N 7.26.

(E)-1-[1-(1-Ethoxybuta-1,3-dienyl)-1H-pyrrol-2-yl]ethanone (3h): This compound (119 mg, 58%) was obtained as a yellow oil: ^1H NMR (200 MHz, CDCl_3 , TMS): $\delta = 6.95$ –6.54 (m, 1 H), 6.85–6.76 (m, 1 H), 6.00–5.85 (m, 1 H), 5.71 (dt, $J = 16.96$, 10.20 Hz, 1 H), 5.40 (d, $J = 10.20$ Hz, 1 H), 5.04 (dd, $J = 16.96$, 1.81 Hz, 1 H), 4.74 (dd, $J = 10.20$, 1.81 Hz, 1 H), 3.98 (q, $J = 6.97$ Hz, 2 H), 2.38 (s, 3 H), 1.29 (t, $J = 6.97$ Hz, 3 H) ppm. ^{13}C NMR (50.33 MHz, CDCl_3 , TMS): $\delta = 186.29$, 149.75, 131.63, 130.65, 130.23, 119.46, 113.35, 109.09, 99.69, 64.95, 26.45, 14.21 ppm. MS (E/I): m/z (%) = 205 (14) $[\text{M}]^+$, 134 (100), 110 (11), 94 (78), 68 (59). $\text{C}_{12}\text{H}_{15}\text{NO}_2$: C 70.22, H 7.37, N 6.82; found C 70.26, H 7.15, N 6.54.

Methyl (E)-1-(1-Ethoxybuta-1,3-dienyl)-1H-pyrrole-2-carboxylate (3i): This compound (168 mg, 76%) was obtained as a yellow oil: ^1H NMR (200 MHz, CDCl_3 , TMS): δ = 6.94 (ddd, J = 3.80, 1.73, 0.40 Hz, 1 H), 6.82–6.76 (m, 1 H), 6.16 (ddd, J = 3.80, 1.73, 0.40 Hz, 1 H), 5.74 (td, J = 16.89, 10.50 Hz, 1 H), 5.39 (d, J = 10.50 Hz, 1 H), 5.03 (dd, J = 16.89, 1.84 Hz, 1 H), 4.74 (dd, J = 10.50, 1.84 Hz, 1 H), 3.92 (q, J = 7.02 Hz, 2 H), 3.72 (s, 3 H), 1.26 (t, J = 7.02 Hz, 3 H) ppm. ^{13}C NMR (50.33 MHz, CDCl_3 , TMS): δ = 159.98, 149.08, 130.63, 129.00, 123.25, 118.18, 113.61, 109.05, 100.19, 64.79, 51.03, 14.22 ppm. MS (EI): m/z (%) = 221 (29) $[\text{M}]^+$, 192 (34), 162 (90), 134 (67), 94 (96). $\text{C}_{12}\text{H}_{15}\text{NO}_3$: C 65.14, H 6.83, N 6.33; found C 65.26, H 6.75, N 6.24.

Ethyl (E)-1-(1-Ethoxybuta-1,3-dienyl)-1H-indole-2-carboxylate (3j): This compound (122 mg, 43%) was obtained as a yellow oil. The spectra were recorded after flash chromatography purification and Kugelrohr distillation. ^1H NMR (200 MHz, CDCl_3 , TMS): δ = 7.71 (d, J = 6.5 Hz, 1 H), 7.41–7.15 (m, 4 H), 5.95 (dt, J = 16.0, 10.0 Hz, 1 H), 5.65 (d, J = 10.0 Hz, 1 H), 5.22 (dd, J = 16.0, 1.5 Hz, 1 H), 4.95 (dd, J = 10.0, 1.5 Hz, 1 H), 4.24 (q, J = 6.7, 2 H), 4.04 (q, J = 7.0, 2 H), 1.26 (t, J = 6.7 Hz, 3 H), 1.15 (t, J = 7.0 Hz, 3 H) ppm. ^{13}C NMR (50.33 MHz, CDCl_3 , TMS): δ = 160.49, 146.99, 138.91, 131.11, 128.66, 126.09, 125.67, 122.23, 121.43, 113.69, 112.07, 112.03, 101.32, 64.61, 60.50, 14.27, 14.12 ppm. MS (EI): m/z (%) = 285 (16) $[\text{M}]^+$, 212 (100), 184 (90), 143 (50), 115 (31). $\text{C}_{17}\text{H}_{19}\text{NO}_3$: C 71.56, H 6.71, N 4.91; found C 71.45, H 6.34, N 4.23.

(E)-1-(1-Ethoxy-3-methylbuta-1,3-dienyl)-1H-pyrrole-2-carbaldehyde (3k): This compound (182 mg, 89%) was obtained as a yellow oil: ^1H NMR (200 MHz, CDCl_3 , TMS): major diastereoisomer: δ = 9.74 (s, 1 H), 7.03 (dd, J = 3.85, 2.66 Hz, 1 H), 6.94–6.56 (m, 1 H), 6.30 (dd, J = 3.85, 2.66 Hz, 1 H), 5.47 (s, 1 H), 4.73 (s, 1 H), 4.67 (s, 1 H), 3.96 (q, J = 7.02 Hz, 2 H), 1.35 (s, 3 H), 1.31 (t, J = 7.02 Hz, 3 H) ppm. ^{13}C NMR (50.33 MHz, CDCl_3 , TMS): δ = 178.38, 146.24, 138.55, 132.58, 130.81, 121.85, 114.96, 110.35, 102.77, 65.22, 19.90, 14.26 ppm. MS (EI): m/z (%) = 205 (11) $[\text{M}]^+$, 148 (100), 120 (38), 82 (78). $\text{C}_{12}\text{H}_{15}\text{NO}_2$: C 70.22, H 7.37, N 6.82; found C 70.56, H 7.36, N 6.34.

(E)-1-(1-Ethoxy-3-methylbuta-1,3-dienyl)-1H-benzo[d]imidazole (3l): This compound (162 mg, 71%) was obtained as a pale yellow oil: ^1H NMR (200 MHz, CDCl_3 , TMS): major diastereoisomer: δ = 8.16 (s, 1 H), 7.74 (d, J = 8.08 Hz, 1 H), 7.42–7.34 (m, 2 H), 7.27–7.15 (m, 1 H), 5.74 (s, 1 H), 4.81 (s, 1 H), 4.74 (s, 1 H), 3.92 (q, J = 7.00, 2 H), 1.35 (t, J = 7.00 Hz, 3 H), 1.18 (s, 3 H) ppm. ^{13}C NMR (50.33 MHz, CDCl_3 , TMS): δ = 145.37, 140.44, 138.21, 135.73, 127.13, 123.75, 121.47, 120.73, 115.63, 110.17, 104.70, 64.50, 20.06, 14.27 ppm. MS (EI): m/z (%) = 228 (1) $[\text{M}]^+$, 199 (100), 183 (28), 118 (40). $\text{C}_{14}\text{H}_{16}\text{NO}_2$: C 73.66, H 7.06, N 12.27; found C 73.54, H 7.76, N 12.76.

(E)-1-(1-Methoxy-2-phenylvinyl)-1H-pyrrole-2-carbaldehyde (3m): This compound (147 mg, 65%) was obtained as a yellow oil: ^1H NMR (200 MHz, CDCl_3 , TMS): δ = 9.62 (s, 1 H), 7.19–7.05 (m, 4 + 1 H), 6.86 (ddd, J = 2.55, 1.59, 0.76 Hz, 1 H), 6.65 (dd, J = 2.05, 0.42 Hz, 1 H), 6.63–6.60 (m, 1 H), 6.32 (dd, J = 3.92, 2.55 Hz, 1 H), 5.79 (s, 1 H), 3.89 (s, 3 H) ppm. ^{13}C NMR (50.33 MHz, CDCl_3 , TMS): δ = 178.36, 147.72, 133.54, 131.67, 129.77, 128.22, 127.02, 126.08, 122.28, 111.23, 99.31, 56.54 ppm. MS (EI): m/z (%) = 227 (37) $[\text{M}]^+$, 212 (57), 183 (11), 94 (100). $\text{C}_{14}\text{H}_{13}\text{NO}_2$: C 73.99, H 5.77, N 6.16; found C 73.23, H 5.14, N 6.34.

(E)-1-[1-(1-Methoxy-2-phenylvinyl)-1H-pyrrol-2-yl]ethanone (3n): This compound (145 mg, 60%) was obtained as a yellow oil: ^1H NMR (200 MHz, CDCl_3 , TMS): δ = 7.15–7.00 (m, 4 H), 6.77 (dd, J = 2.67, 1.80 Hz, 1 H), 6.67 (dd, J = 1.80, 0.55 Hz, 1 H), 6.60–

6.55 (m, 1 H), 6.31–6.14 (m, 1 H), 5.70 (s, 1 H), 3.88 (s, 3 H), 2.44 (s, 3 H) ppm. ^{13}C NMR (50.33 MHz, CDCl_3 , TMS): δ = 186.85, 149.65, 134.39, 131.23, 129.54, 128.25, 127.13, 125.80, 120.09, 110.17, 98.47, 56.79, 26.65 ppm. MS (EI): m/z (%) = 241 (82) $[\text{M}]^+$, 226 (96), 156 (100), 89 (46). $\text{C}_{15}\text{H}_{15}\text{NO}_2$: C 74.67, H 6.27, N 6.16; found C 73.23, H 5.14, N 5.81.

(E)-Methyl 1-(1-Methoxy-2-phenylvinyl)-1H-pyrrole-2-carboxylate (3o): This compound (213 mg, 83%) was obtained as a yellow oil: ^1H NMR (200 MHz, CDCl_3 , TMS): δ = 7.25–6.96 (m, 4 H), 6.76 (dd, J = 2.75, 1.74 Hz, 1 H), 6.66 (dd, J = 1.74, 0.52 Hz, 1 H), 6.64–6.60 (m, 1 H), 6.22 (dd, J = 3.83, 2.75 Hz, 1 H), 5.74 (s, 1 H), 3.87 (s, 3 H), 3.81 (s, 3 H) ppm. ^{13}C NMR (50.33 MHz, CDCl_3 , TMS): δ = 160.12, 148.79, 133.99, 128.15, 128.07, 126.93, 125.79, 122.40, 118.72, 110.01, 98.92, 56.43, 51.14 ppm. MS (EI): m/z (%) = 257 (100) $[\text{M}]^+$, 198 (38), 164 (85), 121 (80). $\text{C}_{15}\text{H}_{15}\text{NO}_3$: C 70.02, H 5.88, N 5.44; found C 70.44, H 5.34, N 5.76.

Acknowledgments

This work was supported by grants from the Università di Torino and the Ministero dell'Università e della Ricerca (MIUR).

- [1] a) L. DeLuca, *Curr. Med. Chem.* **2006**, *13*, 1–23; b) A. Tanitame, Y. Oyamada, K. Ofuji, M. Fujimoto, K. Suzuki, T. Ueda, H. Terauchi, M. Kawasaki, K. Nagai, M. Wachi, T. Yamagishi, *J. Bioorg. Med. Chem.* **2004**, *12*, 5515–5524; c) T. Uno, M. Takamatsu, Y. Inoue, Y. Kawahata, K. Iuchi, G. Tsukamoto, *J. Med. Chem.* **1987**, *30*, 2163–2169; d) H. Vanden Bossche, *Curr. Top. Med. Mycol.* **1985**, 313–351; e) M. Ogata, H. Matsumhizu, S. Kida, M. Shiro, K. Tawara, *J. Med. Chem.* **1987**, *30*, 1348–1354; f) A. Ruland, W. Reuther, E. Ammermann, E. H. Pommer, BASF, DE 31130215, **1983** [*Chem. Abstr.* **1983**, *98*, 215596].
- [2] For a general review on cross-coupling reactions of azoles see: M. Schnürch, R. Flasiak, A. F. Khan, M. Spina, M. D. Mihovilovic, P. Stanetty, *Eur. J. Org. Chem.* **2006**, 3283–3307 and references cited therein.
- [3] a) D. Ma, Q. Cai, *Org. Lett.* **2003**, *5*, 3799–3802; b) F. Y. Kwong, A. Klapars, S. L. Buchwald, *Org. Lett.* **2002**, *4*, 581–584; c) C. Wolf, S. Liu, X. Mei, A. T. August, M. D. Casimir, *J. Org. Chem.* **2006**, *71*, 3270–3273; d) Z. Wang, W. Bao, Y. Jiang, *Chem. Comm.* **2005**, 2849–2851. For a general review see: J. Lindley, *Tetrahedron* **1984**, *40*, 1433–1456.
- [4] a) D. W. Old, M. C. Harris, S. L. Buchwald, *Org. Lett.* **2000**, *2*, 1403–1406; b) L. M. Alcazar-Roman, J. F. Hartwig, A. L. Rheingold, L. M. Liable-Sands, I. A. Guzei, *J. Am. Chem. Soc.* **2000**, *122*, 4618–4630; c) J. F. Hartwig, M. Kawatsura, S. I. Hauck, K. H. Shaughnessy, L. M. Alcazar-Roman, *J. Org. Chem.* **1999**, *64*, 5575–5580; d) M. Watanabe, M. Nishiyama, T. Yamamoto, Y. Koie, *Tetrahedron Lett.* **2000**, *41*, 481–483.
- [5] A. Kiyomori, J.-F. Marcoux, S. L. Buchwald, *Tetrahedron Lett.* **1999**, *40*, 2657–2660.
- [6] J. C. Antilla, A. Klapars, S. L. Buchwald, *J. Am. Chem. Soc.* **2002**, *124*, 11684–11688.
- [7] J. C. Antilla, J. M. Baskin, T. E. Barder, S. L. Buchwald, *J. Org. Chem.* **2004**, *69*, 5578–5587.
- [8] a) D. M. T. Chan, K. L. Monaca, R. P. Wanag, M. P. Winters, *Tetrahedron Lett.* **1998**, *39*, 2933–2936; b) A. P. Combs, S. Saubern, M. Rafalski, P. Y. S. Lam, *Tetrahedron Lett.* **1999**, *40*, 1623–1626; c) P. Y. S. Lam, S. Deudon, M. Averill, R. Li, M. Y. He, P. DeShong, C. G. Clark, *J. Am. Chem. Soc.* **2000**, *122*, 7600–7601; d) P. Y. S. Lam, C. G. Clark, S. Subern, J. Adams, K. M. Averill, D. M. T. Chan, A. Combs, *Synlett* **2000**, 674–676.
- [9] P. Y. S. Lam, C. G. Clark, S. Saubern, J. Adams, M. P. Winters, D. M. T. Chan, A. Combs, *Tetrahedron Lett.* **1998**, *39*, 2941–2944.

- [10] W. W. K. R. Mederski, M. Lefort, M. German, D. Kux, *Tetrahedron* **1999**, *55*, 12757–12770.
- [11] E. Alcade, I. Dinares, S. Rodríguez, C. Garcia de Miguel, *Eur. J. Org. Chem.* **2005**, 1637–1643.
- [12] S. Yu, J. Saenz, J. K. Srirangam, *J. Org. Chem.* **2002**, *67*, 1699–1702.
- [13] P. Y. S. Lam, G. Vincent, C. G. Clark, S. Deudon, P. K. Jadhav, *Tetrahedron Lett.* **2001**, *42*, 3415–3418.
- [14] a) J. P. Collman, M. Zhong, *Org. Lett.* **2000**, *2*, 1233–1236; b) J. P. Collman, M. Zhong, L. Zeng, S. Costanzo, *J. Org. Chem.* **2001**, *66*, 1528–11531.
- [15] P. Y. S. Lam, G. Vincent, D. Bonne, C. Clark, *Tetrahedron Lett.* **2003**, *44*, 4927–4931.
- [16] S. Dalili, A. K. Yudin, *Org. Lett.* **2005**, *7*, 1161–1164.
- [17] A. Y. Labedev, V. V. Izmer, D. N. Kazyul'kin, I. P. Beletskaya, A. Z. Voskoboynikov, *Org. Lett.* **2002**, *4*, 623–626.
- [18] M. Taillefer, A. Ouali, B. Renard, J.-F. Splinler, *Chem. Eur. J.* **2006**, *12*, 5301–5313.
- [19] M. Movassaghi, A. E. Ondrus, *J. Org. Chem.* **2005**, *70*, 8638–8641.
- [20] P. Balma Tivola, A. Deagostino, C. Prandi, P. Venturello, *Org. Lett.* **2002**, *4*, 1275–1277.
- [21] a) M. Schlosser, *J. Organomet. Chem.* **1967**, *8*, 9–16; b) M. Schlosser, *Mod. Synth. Methods* **1992**, *6*, 227–271; c) A. Mordini, in: *Advances in Carbanion Chemistry* (Ed.: V. Snieckus), JAI Press, Inc., Greenwich, CT, **1992**; vol. 1, pp. 1–45; d) M. Schlosser, F. Faigl, L. Franzini, H. Geneste, G. Katsoulos, G. Zhong, *Pure Appl. Chem.* **1994**, *66*, 1439–1446; e) L. Lochmann, *Eur. J. Inorg. Chem.* **2000**, 1115–1126.
- [22] D. M. T. Chan, *Tetrahedron Lett.* **1996**, *37*, 9013–9016.
- [23] A. Klapars, J. C. Antilla, X. Huang, S. L. Buchwald, *J. Am. Chem. Soc.* **2001**, *123*, 7727–7729.
- [24] T. D. Quach, R. Batey, *Org. Lett.* **2003**, *5*, 4397–4400.

Received: October 4, 2006

Published Online: January 17, 2007